

## Travel to YWAM Bridges of Life

1. How to get to our base
  - A. Nîmes Train Station
  - B. Nîmes Airport
  - C. Montpellier Airport
  - D. Marseille Airport
2. Traveling by train in France
3. Helpful Information

### 1. How to get to our Base

In this document we explain everything you need to know in order to get to our base. If you have any further questions, please don't hesitate to ask us. We are located in the Château de Planque at:

2 Rue du Faubourg de la Planque  
30170 Saint-Hippolyte-du-Fort



We are happy to help you with planning your travels through this document but unfortunately we are not able to help you with booking any tickets or hotels.

#### **Car**

If you travel to our base by car, please [click here](#) so you know what to look for. Since this is a very small street, not all GPS systems recognise this street. We are on the D39, route de Lasalle.

#### **Plane/Train/Bus**

If you will arrive by airplane, the closest airports are Nîmes, Montpellier and Marseille (in that order). They are all a 45 minutes – 2 hours drive from our base. It's also possible to fly in and out of Paris. From Charles de Gaulle airport there is a direct train connection to Nîmes train station. This train takes about 3 hours. How to reach our base by using public transportation is further explained below.

We highly recommend using public transport to reach us from any airport, as this works out to be the cheapest method. Unfortunately, flight arrivals do not always synchronize well with the local transport systems. If arriving from Marseille airport, to be in time to use public transport, you will need to be out of the airport by 14h00. Limited services are typical over the weekend & on public holidays.

If your flight arrives late evening (or your departure leaves very early in the morning) there may not be any buses or trains running. If absolutely necessary, we could come and get you and charge flat rates depending on the location. These rates can be found in the handbook that you were given.

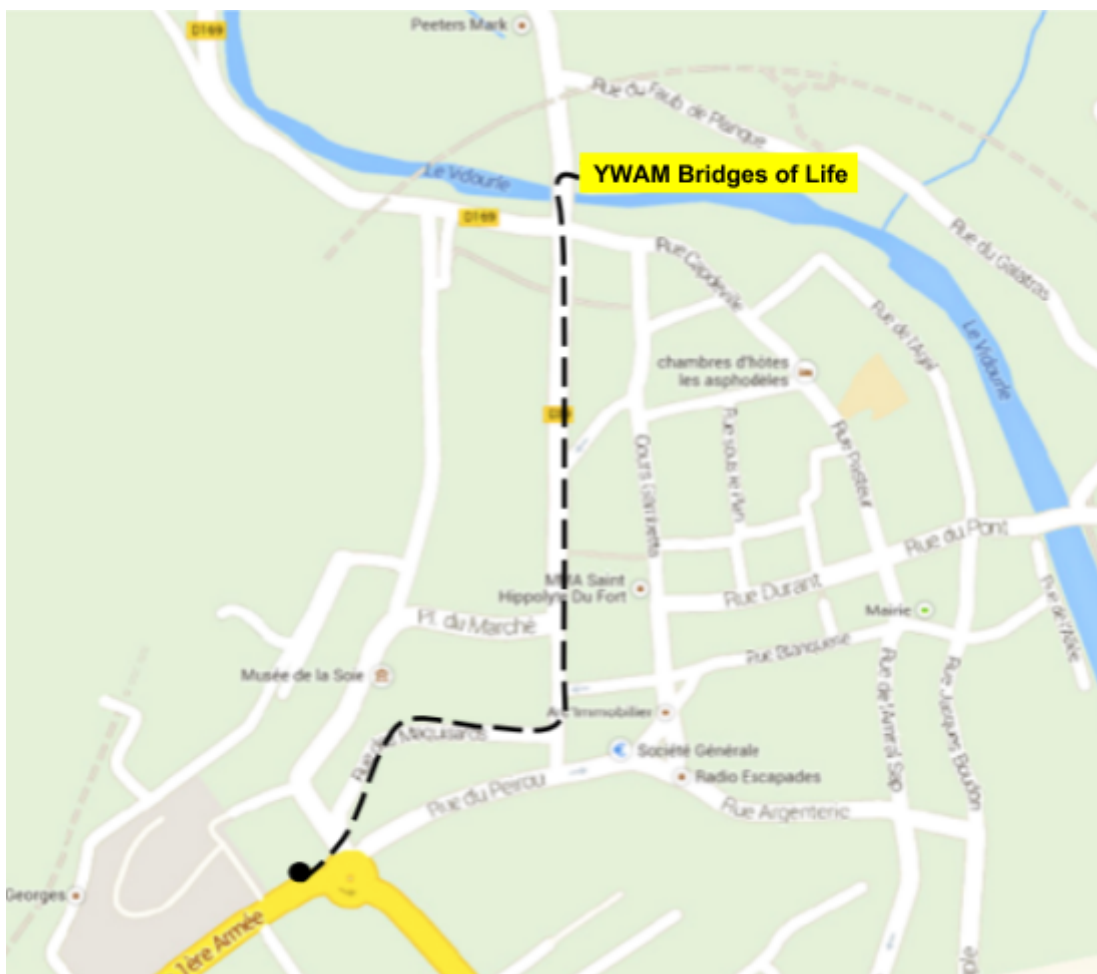
## 1A. Nîmes Train Station

After arriving at the Nîmes train station, walk downstairs and go out the back entrance to the bus station. The buses are lined up on the right—they're bright yellow!

Take the **D40** bus in the direction of Le Vigan. It costs €1,60 and takes approximately 1 hour. You can buy the ticket with cash directly from the bus driver. For bus times, check [this timetable](#).

- Sometimes the bus stops at Quissac. Don't panic! Just follow the crowd to the next bus which will bring you to Saint-Hippolyte-du-Fort. You may have to wait on the bus for a few minutes before the next bus arrives.
- Get off at bus stop **"Casernes" in Saint Hippolyte du Fort**. "Maison de Retraite" is the stop before "Casernes" and "L'Auberge" is the stop past "Casernes".
- Someone will meet you at the bus stop to show you how to get to the base. If for some reason, you are not picked up, below is a map of how to get to our base.

For a video of this part of the process, [click here](#).



---

## **1B. Nîmes Airport**

Take the shuttle ('Navette Aéroport') to the Nîmes train station. Tickets can be bought on the bus for €6,80. This bus takes about 30 minutes and drops you off at the Nîmes train station. From there you take bus D40 to Le Vigan. For more info on this bus, see "1A. Nîmes Train Station."

For the schedule of this shuttle, [click here](#).

The schedule changes depending on the time of the year so please be sure to select the correct timetable from the options.



## 1C. Montpellier Airport

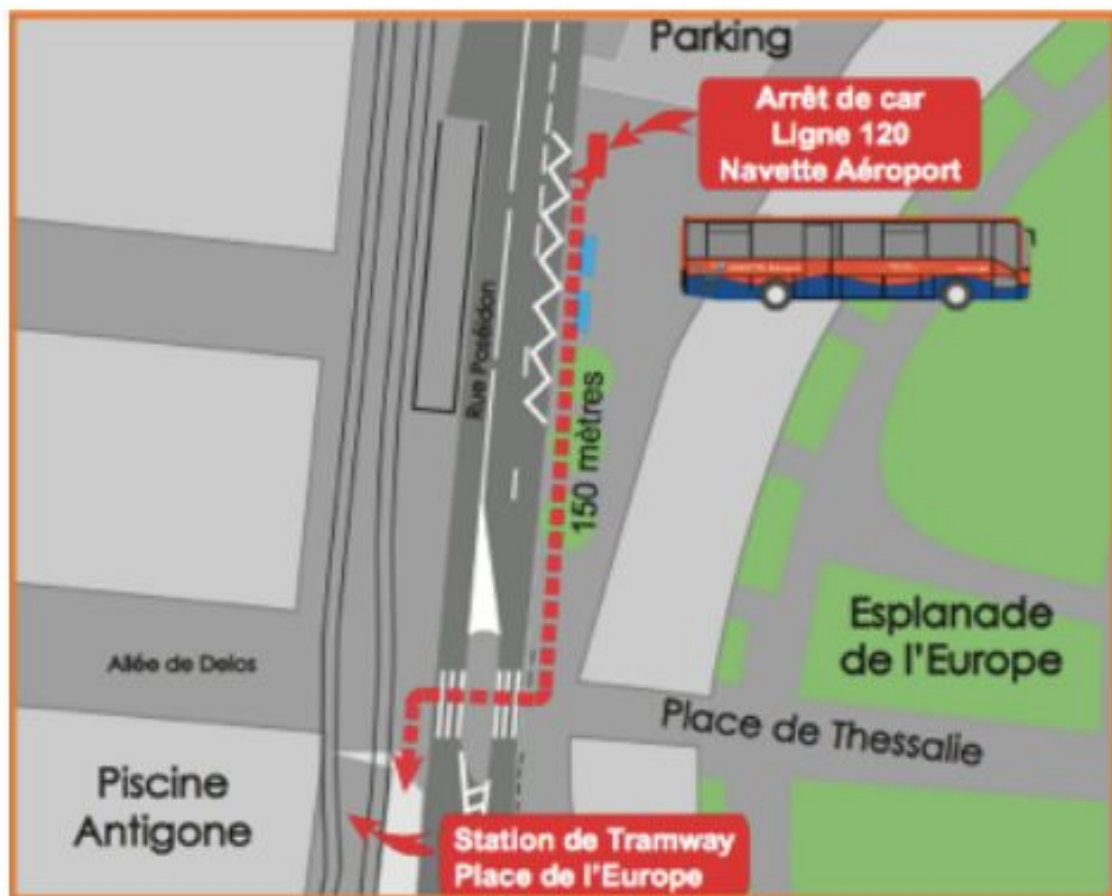
### Shuttle Bus to Montpellier Place de l'Europe

At Montpellier airport, make your way to the shuttle bus (navette). You will be taking the **120 (Navette Aéroport Montpellier)** bus line.

A daily shuttle bus runs every hour between the airport and Montpellier Place de l'Europe station. The journey takes approximately 15 minutes, and you can buy the ticket onboard the shuttle bus.

- There are two tickets on sale for the shuttle bus:
  - Single-fare ticket for the shuttle bus only (€1,60)
  - Intermodal ticket with city bus/Transport de Montpellier Méditerranée Métropole (TaM) included (€2,60)
- Purchase the €2,60 ticket as you will need to transfer to the Tramway after getting off the bus.

For shuttle bus times, check [this timetable](#) (select 120-Navette Aéroport). The diagram below shows you how to get from the shuttle bus to the Tramway station at Place de l'Europe.



## **Montpellier Place de l'Europe to Nîmes Train Station**

### **Tramway/Light Rail**

At Place de l'Europe station, take the blue tram Line 1 in the direction of "Mosson" to Gare Saint-Roch station. Use the same ticket that was purchased for the shuttle bus.

At Gare Saint-Roch train station, go to purchase your ticket (billet). You may use a yellow booth or go to the billet section in the office to purchase tickets. The train ride from Montpellier to Nîmes takes about 30 minutes and usually costs around €10-15. Train tickets are cheaper for anyone under 25.

For tips on train travel, please see the section called "2. Traveling by train in France."

From the Nîmes train station, you take bus D40 to Le Vigan. For more info on this bus, see "1A. Nîmes Train Station."

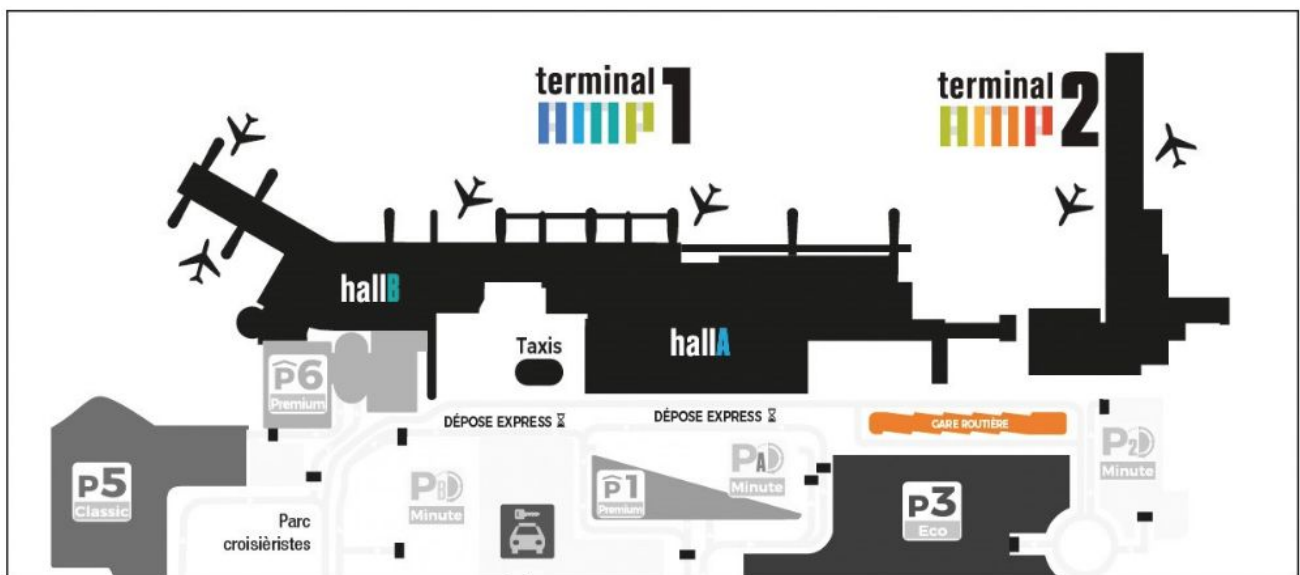


## 1D. Marseille Airport

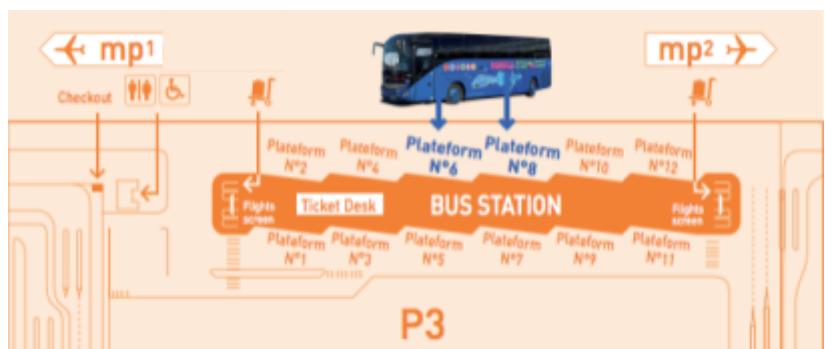
There are two options once you have arrived in Marseille. You can take a bus to the main “Marseille Saint-Charles” train station or you can take the airport shuttle to “Vitrolles - Aéroport Marseille Provence” train station. The main station offers more options of trains to Nîmes, but the Vitrolles station can oftentimes be faster and cheaper.

### Via “Marseille Saint-Charles” train station

At Marseille airport, you will need to purchase a bus ticket to Marseille Saint-Charles train station. A bus runs every 15-20 minutes between the airport and the train station. The journey takes approximately 25 minutes and a one-way fare costs €8,30.



When you exit the airport, look for the bus station or “gare routière” (the orange area on the map above). Once there, you can buy your bus ticket to Marseille Saint-Charles train station. The bus will be at platform 6 or 8 as shown in the image to the right.



At Marseille-Saint Charles train station, purchase train ticket to Nîmes train station. Tickets can be purchased in advance online via the link at the end of this document. It costs €25-35 and takes 1.5 to 2 hours. From the Nîmes train station, you take bus D40 to Le Vigan. For more info on this bus, see “1A. Nîmes Train Station.”

### **Via “Vitrolles - Aéroport Marseille Provence” train station**

When you exit the airport, make your way over to the bus station or “gare routière.” The shuttle bus is will be at platform 5. The shuttle bus corresponds with trains leaving the Vitrolles station and only takes about 5 minutes to get there.

**Please note:** the shuttle buses to Super Eco parking also depart from platform 5, alternating with shuttle buses to Vitrolles train station. Please check the bus destination before boarding.

**It is very important to purchase your train ticket for “Vitrolles - Aéroport Marseille Provence” to Nîmes ahead of time**, either online using the link at the end of this document or at the ticket booth at the airport. Your ticket needs to be printed and the shuttle bus does not leave you with enough time to purchase a ticket at the Vitrolles station. Vitrolles is a very small station and only has two platforms and a small ticket office.

From the Nîmes train station, you take bus D40 to Le Vigan. For more info on this bus, see “1A. Nîmes Train Station.”

## 2. Travelling by train in France

You may use the yellow booths to purchase tickets or head into the ticket ('billet') section in the office. **Also keep in mind that just prior to boarding a train you must stamp your ticket by inserting it into a "composteur".** There are many these around the train station (see picture to the right). Insert your ticket and the date and time will be printed on the ticket to indicate the beginning of travel. Failure to do so may result in a fine.

Also, if you travel with luggage, please make sure to have a luggage label on every piece of luggage. This is required by law, if you don't do this your luggage may be removed from the train. Write your name and phone number with country code on the label. Free labels are available in the ticket offices at the train station.



Trains au départ				= Voies A à N	
Destination	Train	Train	Train	Train	Train
18:27 LAROCHE-MIGENNES	TER	91021	Voie 15		
18:30 LYON-PART-DIEU - LYON-PERRACHE	TGV T et 2 classe	6665	Voie A		
18:34 LYON-ST-EXUPERY-TGV - GRENOBLE	TGV T et 2 classe	6925	Voie E		
18:40 BELLEGARDE - ANNEMASSE - THONON - EVIAN LES BAINS	TGV T et 2 classe	6511	Voie D		
18:50 NICE-VILLE	TGV T et 2 classe	6183			
18:53 DIJON-VILLE	TER	91023			

Les voies sont affichées au plus tard 20 minutes avant le départ

When traveling by train, the direction of the train is listed as the final destination. Knowing the final destination will help you when reading the signs and being sure you are on the right platform going in the correct direction. To be sure you are on the right train, check the number of the train on your ticket.

Above, is a picture of a departures signboard in a station. It displays Departure Time in the left column, then intermediary stops and final destination, followed by the type of train, its number (on your ticket) and the departure platform.

Also on your ticket is the coach and seat number. On the platform there is a board called 'composition des trains' (see picture on the right). On this board you can find your coach number. It shows where your coach will stop at the platform. At the platform there are letters that correspond with the letters shown on this sign.





---

### **3. Helpful Information**

#### **Don't Forget...**

Keep in mind you may be waiting anywhere from 10 minutes to several hours upon arriving at any of the stations for your next mode of transportation. Watch arrival and departure times carefully and have snacks with you.

There is free WiFi and a cafe to get a sandwich and drinks within the Nîmes train station.

#### **Essential French Travel Vocabulary**

“S’il vous plaît” - “Please”

“Merci” - “Thank you”

“Le train/bus à \_ est à quelle heure?” - “The train/bus to \_ is at what time?”

“Combien?” - “How much?”

#### **Helpful Websites**

Booking Trains: [www.sncf.com](http://www.sncf.com) or [www.trainline.eu](http://www.trainline.eu)

Nîmes Airport: [www.aeroport-nimes.fr](http://www.aeroport-nimes.fr)

Montpellier Airport: [www.montpellier.aeroport.fr](http://www.montpellier.aeroport.fr)

Travel Information for France: [www.bonjourlafrance.com](http://www.bonjourlafrance.com)

#### **Pickup Service**

Alternatively, we can arrange for one of our staff members to pick you up. Pickup costs €0,75 per kilometre for the round-trip journey and is inclusive of gas, but not parking or tolls if incurred.